

Topper Worlds


























Fraglia Vela Riva





































































Topper Worlds



































Overall

Disputate: 8, Scarti: 2, Valide: 6, Presenti: 144, Sistema di punteggio: Appendix A

Rank	Voile	Champ No	Country Code	Sail No	Full name (Sailor)	Club (Sailor)	Event Age Group First Day (Sailor)	Gender (Sailor)	R1	R2	R3	R4	R5	R6	R7	R8	Totale	Netto
1°	Yellow	431	 IRL	47583	Bobby Driscoll	Ballyholme YC/Royal North of Ireland YC	Junior	M	1.0	1.0	1.0	1.0	(3.0)	1.0	1.0	(73.0 DNC)	82.0	6.0
2°	Blue	317	 GBR	48153	Leo Yates	IBRSC / SSC	Junior	M	1.0	1.0	1.0	(7.0)	1.0	(3.0)	3.0	2.0	19.0	9.0
3°	Blue	426	 IRL	49028	Daniel Palmer	Ballyholme YC	Junior	M	(2.0)	2.0	2.0	2.0	1.0	1.0	2.0	(3.0)	15.0	10.0
4°	Blue	386	 GBR	47790	Ben Paling	Notts County SC	Youth	M	3.0	(74.0 DSQ)	9.0	(10.0)	2.0	2.0	1.0	1.0	102.0	18.0
5°	Yellow	544	 GBR	47636	Ed Smith	Chipstead SC	Youth	M	3.0	4.0	3.0	2.0	(12.0)	5.0	2.0	(7.0)	38.0	19.0
6°	Yellow	28	 GBR	44036	Joe Rowe	Draycote Water SC	Junior	M	2.0	4.0	(23.0)	5.0	5.0	3.0	(8.0)	2.0	52.0	21.0
7°	Yellow	455	 IRL	48033	Liam Duggan	RCYC	Youth	M	6.0	(11.0)	9.0	1.0	3.0	4.0	4.0	(14.0)	52.0	27.0
8°	Yellow	217	 GBR	47765	Lily Browning	N/A	Junior	F	(15.0)	11.0	3.0	3.0	2.0	6.0	(18.0)	4.0	62.0	29.0
9°	Blue	286	 GBR	47685	Jake Rawes	Oxford SC	Junior	M	(12.0)	2.0	5.0	(29.0)	11.0	4.0	4.0	8.0	75.0	34.0
10°	Blue	36	 GBR	47775	Ruairi Herrington	Largs SC	Junior	M	4.0	3.0	7.0	(10.0)	9.0	6.0	6.0	(11.0)	56.0	35.0
11°	Yellow	618	 GBR	48096	Ben Homer	Dalget Bay SC	Junior	M	5.0	9.0	(11.0)	11.0	(23.0)	2.0	3.0	10.0	74.0	40.0
12°	Blue	698	 GBR	47768	Lewis Bacon	Leigh & Lowton SC	Junior	M	(17.0)	8.0	4.0	6.0	4.0	(37.0)	9.0	10.0	95.0	41.0
13°	Yellow	107	 GBR	48685	Ed Smith	Spinnaker SC	Junior	M	8.0	8.0	4.0	(13.0)	10.0	(21.0)	13.0	1.0	78.0	44.0
14°	Yellow	574	 GBR	47863	Rory Clow	Island Barn Reservoir SC	Junior	M	(18.0)	5.0	(14.0)	8.0	8.0	7.0	12.0	8.0	80.0	48.0
15°	Yellow	263	 GBR	48249	Rhys Griffiths	Shoreham SC	Junior	M	10.0	3.0	8.0	(29.0)	(20.0)	8.0	5.0	16.0	99.0	50.0
16°	Blue	406	 IRL	48365	Riona McMorow Moriarty	Royal Cork YC/Tralea Bay SC	Junior	F	11.0	(18.0)	6.0	11.0	5.0	(16.0)	12.0	5.0	84.0	50.0
17°	Blue	243	 GBR	43834	Chris Hampshire	N/A	Junior	M	(19.0)	13.0	13.0	(47.0)	6.0	5.0	7.0	6.0	116.0	50.0
18°	Blue	489	 IRL	48615	Rian Collins	RCYC	Junior	M	5.0	14.0	12.0	9.0	8.0	(36.0)	(18.0)	4.0	106.0	52.0
19°	Yellow	91	 GBR	47676	Seb Davies	Warsash SC & JETS	Junior	M	9.0	(31.0)	(22.0)	5.0	9.0	17.0	6.0	9.0	108.0	55.0
20°	Yellow	97	 GBR	48743	Tate Kump	N/A	Junior	M	6.0	7.0	(40.0)	9.0	14.0	12.0	10.0	(26.0)	124.0	58.0
21°	Yellow	801	 MLT	49035	Gary Mercieca	Vikings SC Malta	Adult	M	8.0	13.0	15.0	(39.0)	(16.0)	16.0	7.0	3.0	117.0	62.0
22°	Blue	407	 IRL	48024	Cormac Byrne	StrangfordSC/BYC/QYC	Junior	M	(37.0)	10.0	7.0	4.0	14.0	12.0	16.0	(22.0)	122.0	63.0
23°	Blue	457	 IRL	48700	Autumn Halliday	Strangford Lough YC	Junior	F	13.0	10.0	10.0	(42.0)	(26.0)	11.0	14.0	7.0	133.0	65.0
24°	Blue	305	 GBR	46989	Jadon Brockdorff-Kennedy	Queen Mary SC	Youth	M	14.0	6.0	6.0	(17.0)	(27.0)	9.0	15.0	16.0	110.0	66.0
25°	Blue	360	 GBR	48579	Henry Martin	Portchester SC	Junior	M	9.0	(74.0 DNC)	16.0	6.0	(24.0)	13.0	8.0	14.0	164.0	66.0

Rank	Volo	Champ No	Country Code	Sail No	Full name (Sailor)	Club (Sailor)	Event Age Group First Day (Sailor)	Gender (Sailor)	R1	R2	R3	R4	R5	R6	R7	R8	Totale	Netto
26°	Blue	160	 GBR	48165	Eddie Quinn	Notts County SC	Junior	M	4.0	5.0	2.0	(27.0)	(36.0)	19.0	19.0	18.0	130.0	67.0
27°	Yellow	420	 IRL	48353	Emily Macafee	Ballyholme YC	Junior	F	7.0	(16.0)	10.0	(26.0)	10.0	14.0	16.0	13.0	112.0	70.0
28°	Yellow	611	 GBR	46391	Jessica Powell	Draycote Water SC	Junior	F	10.0	6.0	12.0	21.0	11.0	13.0	(23.0)	(27.0)	123.0	73.0
29°	Yellow	508	 GBR	48318	Merryn Attridge	Royal Hospital School/Swarekstone	Junior	M	(30.0)	7.0	5.0	20.0	(25.0)	10.0	11.0	23.0	131.0	76.0
30°	Yellow	109	 GBR	47853	Izzy Johnson	N/A	Junior	F	7.0	21.0	17.0	(39.0)	18.0	(42.0)	14.0	6.0	164.0	83.0
31°	Blue	156	 GBR	48744	Graydon McLeod Fleming	Hunts SC	Junior	M	16.0	17.0	21.0	18.0	(28.0)	(32.0)	5.0	9.0	146.0	86.0
32°	Blue	465	 IRL	47590	Peter Kenny	WHBTC	Junior	M	12.0	19.0	8.0	27.0	(40.0)	10.0	11.0	(73.0 UFD)	200.0	87.0
33°	Blue	419	 IRL	48119	Craig Jnr O'Neill	Royal Cork YC	Youth	M	11.0	20.0	13.0	12.0	12.0	(24.0)	(29.0)	19.0	140.0	87.0
34°	Blue	492	 IRL	48434	Max Passberger	Waterford Harbour SC	Youth	M	(31.0)	12.0	11.0	12.0	27.0	17.0	13.0	(73.0 DNC)	196.0	92.0
35°	Yellow	202	 GBR	48508	Alex Purrier	Parkstone YC	Junior	M	17.0	12.0	23.0	(30.0)	22.0	9.0	15.0	(24.0)	152.0	98.0
36°	Yellow	456	 IRL	48455	Dan O'leary	N/A	Junior	M	16.0	9.0	16.0	22.0	(39.0)	20.0	(28.0)	18.0	168.0	101.0
37°	Blue	613	 GBR	47354	Sammy Mason	N/A	Junior	F	14.0	20.0	26.0	19.0	13.0	15.0	(44.0)	(37.0)	188.0	107.0
38°	Yellow	146	 GBR	45768	Torquil Morrison	Emsworth Slipper SC	Junior	M	(26.0)	18.0	25.0	16.0	15.0	19.0	(33.0)	21.0	173.0	114.0
39°	Blue	200	 GBR	47786	Emily Brushett	Warsash SC	Junior	F	24.0	(37.0)	(40.0)	4.0	15.0	25.0	26.0	21.0	192.0	115.0
40°	Yellow	510	 GBR	48315	Finn Brook-Holmes	Portchester SC	Junior	M	15.0	14.0	24.0	30.0	7.0	28.0	(43.0)	(35.0)	196.0	118.0
41°	Blue	179	 GBR	48663	Erin Young	Scaling Dam SC	Youth	F	26.0	15.0	20.0	25.0	17.0	(43.0)	(33.0)	17.0	196.0	120.0
42°	Yellow	413	 IRL	46062	Henry Nelson	Ballyholme YC	Junior	M	22.0	21.0	14.0	23.0	18.0	(29.0)	27.0	(40.0)	194.0	125.0
43°	Yellow	539	 GBR	49007	Jack Sims	Llandegfedd SC	Junior	M	19.0	17.0	30.0	(58.0)	(73.0 DSQ)	22.0	21.0	17.0	257.0	126.0
44°	Blue	376	 GBR	48716	Thomas Loseley	St Andrews SC	Junior	M	22.0	(32.0)	15.0	(46.0)	16.0	23.0	28.0	25.0	207.0	129.0
45°	Yellow	41	 GBR	48661	Henry Agius	Dalgely Bay SC	Junior	M	(38.0)	31.0	19.0	8.0	26.0	23.0	(42.0)	25.0	212.0	132.0
46°	Blue	22	 GBR	46364	Matthew Emerson	Spinnaker SC	Junior	M	25.0	15.0	19.0	19.0	28.0	(44.0)	(37.0)	29.0	216.0	135.0
47°	Yellow	410	 IRL	47655	Luke Simpson	County Antrim YC	Junior	M	33.0	(45.0)	35.0	21.0	6.0	30.0	(38.0)	15.0	223.0	140.0
48°	Blue	189	 GBR	48193	Jasper Focardi Dolling	N/A	Junior	M	13.0	26.0	24.0	22.0	(51.0)	31.0	24.0	(45.0)	236.0	140.0
49°	Yellow	349	 GBR	45197	Polly McMullan	Draycote Water SC	Junior	F	(52.0)	46.0	(47.0)	37.0	23.0	15.0	9.0	11.0	240.0	141.0
50°	Yellow	471	 IRL	47920	Eoin Byrne	Waterford Harbour SC/Royal Cork SC	Junior	M	23.0	25.0	(44.0)	(42.0)	30.0	31.0	22.0	12.0	229.0	143.0
51°	Blue	105	 GBR	47662	Charlie Newell-Johnson	Waldringfield SC	Youth	M	35.0	22.0	32.0	(58.0)	(41.0)	21.0	21.0	13.0	243.0	144.0
52°	Blue	496	 IRL	42521	Tom Driscoll	Ballyholme YC	Junior	M	40.0	38.0	18.0	3.0	24.0	(49.0)	(42.0)	24.0	238.0	147.0
53°	Blue	210	 GBR	48099	Finley Waterhouse	Budworth SC	Junior	M	20.0	30.0	29.0	35.0	(50.0)	18.0	(38.0)	15.0	235.0	147.0
54°	Blue	450	 IRL	47942	Ellen Bruen	Royal Cork Y C / MBSC	Junior	F	32.0	28.0	(39.0)	38.0	4.0	(52.0)	34.0	12.0	239.0	148.0
55°	Blue	404	 IRL	47804	Julie O'Neill	Royal Cork YC	Youth	F	(34.0)	29.0	(46.0)	26.0	19.0	22.0	25.0	30.0	231.0	151.0
56°	Blue	498	 IRL	48054	Viktors Sentiscevs-Samoilovs	Malahide YC	Junior	M	(43.0)	22.0	28.0	32.0	(41.0)	7.0	23.0	40.0	236.0	152.0
57°	Blue	401	 IRL	48904	Fionn Lynch	Waterford Harbour SC	Youth	M	36.0	(44.0)	25.0	40.0	(42.0)	8.0	17.0	27.0	239.0	153.0
58°	Yellow	497	 IRL	48603	Julia McConnell	Waterford Harbour SC	Junior	F	(74.0 DNS)	(37.0)	27.0	15.0	31.0	27.0	31.0	22.0	264.0	153.0

Rank	Volo	Champ No	Country Code	Sail No	Full name (Sailor)	Club (Sailor)	Event Age Group First Day (Sailor)	Gender (Sailor)	R1	R2	R3	R4	R5	R6	R7	R8	Totale	Netto
59°	Blue	454	 IRL	47388	Joseph Robinson	Ballyholme YC	Junior	M	29.0	24.0	31.0	23.0	(73.0 DSQ)	20.0	27.0	(34.0)	261.0	154.0
60°	Yellow	398	 GBR	48758	Charlotte Cooper	West Lancashire YC	Junior	F	32.0	19.0	(37.0)	(56.0)	31.0	25.0	29.0	19.0	248.0	155.0
61°	Yellow	74	 GBR	48582	Finley Briggs	Largs SC	Junior	M	18.0	29.0	29.0	(43.0)	35.0	11.0	(45.0)	36.0	246.0	158.0
62°	Yellow	403	 IRL	48187	Fionn Daly	Royal Cork YC	Junior	M	(39.0)	27.0	(48.0)	33.0	21.0	18.0	24.0	37.0	247.0	160.0
63°	Blue	235	 GBR	48571	Kat Gunn	Notts County SC / Draycote Academy	Junior	F	37.0	(45.0)	33.0	14.0	22.0	35.0	(41.0)	20.0	247.0	161.0
64°	Blue	434	 IRL	47302	Tommy Hiras	Royal Cork YC	Junior	M	23.0	25.0	22.0	(51.0)	43.0	(73.0 DNC)	22.0	26.0	285.0	161.0
65°	Blue	100	 GBR	47658	Alex Van Doren	Abingdon School SC/Oxford SC	Junior	M	27.0	(46.0)	34.0	25.0	30.0	28.0	20.0	(73.0 DNC)	283.0	164.0
66°	Yellow	453	 IRL	48801	Rory Pollard	County Antrim YC	Junior	M	41.0	23.0	(60.0)	14.0	(49.0)	24.0	17.0	49.0	277.0	168.0
67°	Blue	106	 GBR	48733	Peter Tokajuk	N/A	Junior	M	(49.0)	32.0	34.0	(53.0)	32.0	14.0	30.0	28.0	272.0	170.0
68°	Yellow	650	 GBR	47028	Leah May	N/A	Junior	F	20.0	28.0	20.0	(57.0)	(55.0)	35.0	41.0	28.0	284.0	172.0
69°	Yellow	183	 GBR	47647	Isla Todd	Island Barn Reservoir SC	Junior	F	28.0	30.0	(43.0)	(36.0)	32.0	33.0	20.0	29.0	251.0	172.0
70°	Yellow	475	 IRL	48354	Katie Brow	Ballyholme YC	Junior	F	21.0	49.0	42.0	17.0	7.0	(58.0)	(66.0)	39.0	299.0	175.0
71°	Yellow	443	 IRL	48867	Peter Doyle	Waterford Harbour SC/Wexford Harbour Boa	Junior	M	33.0	(41.0)	(74.0 DSQ)	41.0	34.0	32.0	32.0	5.0	292.0	177.0
72°	Yellow	94	 GBR	48652	Lucas Symons	N/A	Junior	M	30.0	(42.0)	21.0	35.0	(59.0)	26.0	35.0	31.0	279.0	178.0
73°	Yellow	417	 IRL	48872	Sarah Kiely	N/A	Youth	F	25.0	16.0	18.0	69.0	17.0	(73.0 DNC)	36.0	(73.0 DNC)	327.0	181.0
74°	Blue	666	 GBR	48667	Bronny Thomas	Pembrokeshire Performance Sailing Academ	Junior	F	24.0	24.0	31.0	(56.0)	46.0	27.0	31.0	(47.0)	286.0	183.0
75°	Yellow	804	 TUR	49036	Sam Dean	Gocek YC	Junior	M	47.0	39.0	26.0	(53.0)	(60.0)	38.0	19.0	20.0	302.0	189.0
76°	Yellow	331	 GBR	48259	Edward Paling	Notts County SC	Junior	M	(45.0)	33.0	17.0	24.0	33.0	39.0	44.0	(45.0)	280.0	190.0
77°	Yellow	136	 GBR	44839	Ella Bishop	Parkstone YC	Junior	F	31.0	23.0	27.0	45.0	(54.0)	(49.0)	34.0	32.0	295.0	192.0
78°	Yellow	511	 GBR	47746	Thomas Peace	Warsash SC	Junior	M	21.0	39.0	28.0	37.0	(55.0)	(52.0)	39.0	30.0	301.0	194.0
79°	Yellow	336	 GBR	48679	Harry Wemyss	Hickling Broad S C	Junior	M	34.0	(41.0)	38.0	36.0	25.0	(46.0)	30.0	34.0	284.0	197.0
80°	Blue	308	 GBR	48578	Dominic Atherton	Grafham Water SC	Junior	M	(56.0)	50.0	51.0	(57.0)	34.0	26.0	10.0	31.0	315.0	202.0
81°	Yellow	114	 GBR	46025	Alex Jones	N/A	Junior	M	(55.0)	43.0	47.0	13.0	38.0	34.0	(53.0)	33.0	316.0	208.0
82°	Blue	485	 IRL	47619	Isabelle Passberger	Waterford Harbour SC	Junior	F	(48.0)	33.0	37.0	18.0	38.0	47.0	(55.0)	36.0	312.0	209.0
83°	Blue	279	 GBR	48602	Will Brown	Island Barn Reservoir SC	Junior	M	45.0	49.0	(58.0)	28.0	(61.0)	29.0	36.0	23.0	329.0	210.0
84°	Blue	50	 GBR	48077	Thomas Starks	Docklands Sailing and Watersports Centre	Junior	M	43.0	26.0	41.0	(47.0)	42.0	30.0	(46.0)	33.0	308.0	215.0
85°	Yellow	86	 GBR	48248	Oilly Smith	Poole YC	Junior	M	41.0	42.0	(53.0)	16.0	29.0	43.0	(55.0)	48.0	327.0	219.0
86°	Blue	113	 GBR	48580	Gloria Smith	Island Barn Reservoir SC/Maidenhead SC	Junior	F	(58.0)	40.0	41.0	33.0	(45.0)	41.0	32.0	32.0	322.0	219.0
87°	Blue	400	 IRL	48674	Ella Fitzgerald	National YC / Ballyholme YC / Sutton Din	Youth	F	38.0	51.0	32.0	7.0	19.0	(73.0 DNC)	(73.0 DNC)	73.0 DNC	366.0	220.0
88°	Blue	628	 GBR	48878	Ffion Cerrato	Warsash SC	Junior	F	(53.0)	36.0	33.0	40.0	(49.0)	33.0	35.0	44.0	323.0	221.0
89°	Yellow	313	 GBR	48600	Zac Chappell	Parkstone YC	Junior	M	29.0	57.0	(74.0 DNC)	31.0	20.0	61.0	26.0	(63.0)	361.0	224.0
90°	Blue	467	 IRL	47639	Muireann FitzPatrick	RCYC	Youth	F	48.0	48.0	(52.0)	24.0	33.0	34.0	39.0	(51.0)	329.0	226.0
91°	Blue	474	 IRL	48460	Eimear Quinlan	Waterford Harbour SC	Junior	F	40.0	(49.0 SCP)	30.0	31.0	43.0	(45.0)	43.0	42.0	323.0	229.0

Rank	Volo	Champ No	Country Code	Sail No	Full name (Sailor)	Club (Sailor)	Event Age Group First Day (Sailor)	Gender (Sailor)	R1	R2	R3	R4	R5	R6	R7	R8	Totale	Netto
92°	Blue	92	 GBR	48681	Ava Harris-Scott	Elton SC	Junior	F	51.0	38.0	36.0	34.0	29.0	42.0	(57.0)	(53.0)	340.0	230.0
93°	Yellow	802	 MLT	49033	Andrea Vella	Vikings SC Malta	Youth	M	46.0	34.0	(54.0)	49.0	(61.0)	36.0	25.0	42.0	347.0	232.0
94°	Yellow	353	 GBR	48713	Jake Blakeway	Trimpley SC	Junior	M	28.0	35.0	43.0	(60.0)	(64.0)	44.0	40.0	43.0	357.0	233.0
95°	Yellow	452	 IRL	48302	Shane Collins	RCYC	Junior	M	56.0	40.0	49.0	20.0	21.0	51.0	(63.0)	(67.0)	367.0	237.0
96°	Yellow	679	 GBR	48349	Joseph Shorter	PSC/ IBRSC	Junior	M	47.0	47.0	44.0	(49.0)	13.0	(48.0)	47.0	44.0	339.0	242.0
97°	Blue	58	 GBR	48628	Erin Tinkler	N/A	Youth	F	42.0	55.0	39.0	15.0	46.0	55.0	(73.0 DNC)	(73.0 DNC)	398.0	252.0
98°	Blue	429	 IRL	47801	Daisy Walsh	N/A	Junior	F	54.0	(56.0)	50.0	32.0	35.0	(63.0)	45.0	38.0	373.0	254.0
99°	Blue	670	 GBR	46686	Tilly Brewer	Parkstone YC	Junior	F	(57.0)	35.0	49.0	50.0	36.0	38.0	50.0	(54.0)	369.0	258.0
100°	Blue	264	 GBR	48264	Emily Shearer	Dalgety Bay SC	Junior	F	27.0	44.0	36.0	46.0	(56.0)	51.0	56.0	(57.0)	373.0	260.0
101°	Blue	469	 IRL	47579	Sarah Clooney	Waterford Harbour SC	Junior	F	57.0	(59.0)	35.0	48.0	(63.0)	53.0	47.0	39.0	401.0	279.0
102°	Yellow	199	 GBR	47833	Ella Harris	Weston SC	Junior	F	51.0	47.0	(53.0)	41.0	(60.0)	47.0	48.0	46.0	393.0	280.0
103°	Yellow	405	 IRL	48190	Reuben Florisson	Galway City SC/GBSC and CR&YC	Youth	M	44.0	56.0	50.0	(66.0)	(73.0 DNC)	37.0	37.0	58.0	421.0	282.0
104°	Yellow	444	 IRL	48994	Abbie Shorten	RCYC	Junior	F	49.0	53.0	42.0	(62.0)	48.0	41.0	(58.0)	50.0	403.0	283.0
105°	Blue	42	 GBR	47750	Electra Reeves	Cam SC/Grafham Water SC	Youth	F	(74.0 DNS)	34.0	(55.0)	54.0	47.0	54.0	49.0	46.0	413.0	284.0
106°	Blue	672	 GBR	46690	Isabel Brewer	Parkstone YC	Junior	F	58.0	61.0	(63.0)	(62.0)	37.0	40.0	54.0	35.0	410.0	285.0
107°	Yellow	104	 GBR	31229	George Walton	N/A	Youth	M	(66.0)	(59.0)	54.0	38.0	45.0	40.0	54.0	56.0	412.0	287.0
108°	Blue	423	 IRL	46607	Matthew Plant	Waterford Harbour SC	Junior	M	44.0	(61.0)	45.0	(66.0)	52.0	60.0	40.0	48.0	416.0	289.0
109°	Yellow	306	 GBR	45506	Finlay Todd	Island Barn Reservoir SC	Junior	M	39.0	36.0	38.0	(64.0)	58.0	(63.0)	60.0	60.0	418.0	291.0
110°	Blue	805	 CAN	49038	Michaela Capolicchio	Royal St Lawrence YC	Adult	F	(61.0)	58.0	(68.0)	34.0	48.0	46.0	51.0	55.0	421.0	292.0
111°	Blue	529	 GBR	47734	George Burden	Parkstone YC	Junior	M	(63.0)	55.0	57.0	45.0	51.0	48.0	(59.0)	41.0	419.0	297.0
112°	Yellow	484	 IRL	48668	Louise Leonard	Carrickfergus SC	Junior	F	(61.0)	(57.0)	51.0	50.0	37.0	56.0	49.0	55.0	416.0	298.0
113°	Yellow	599	 GBR	48216	Harriet Wood	Elton SC	Junior	F	35.0	53.0	56.0	(60.0)	47.0	(60.0)	57.0	53.0	421.0	301.0
114°	Blue	285	 GBR	48974	Nathan Clark	Waveney and Oulton Broad YC	Junior	M	53.0	(63.0)	(55.0)	52.0	44.0	50.0	52.0	50.0	419.0	301.0
115°	Blue	644	 GBR	47316	Vincent Shorter	PSC/ IBRSC	Junior	M	54.0	51.0	52.0	51.0	(62.0)	39.0	(60.0)	56.0	425.0	303.0
116°	Yellow	573	 GBR	45155	Emily Campbell	Island Barn Reservoir SC	Junior	F	(60.0)	54.0	59.0	43.0	(64.0)	50.0	51.0	47.0	428.0	304.0
117°	Blue	47	 GBR	45398	Maddie Smith	Poole YC	Youth	F	(64.0)	58.0	(64.0)	28.0	39.0	59.0	62.0	59.0	433.0	305.0
118°	Yellow	541	 GBR	48581	Efa Thomas Thomas	Cardiff YC	Junior	F	(62.0)	60.0	59.0	59.0	(65.0)	45.0	46.0	38.0	434.0	307.0
119°	Blue	93	 GBR	46593	Rebecca Shearer	Dalgety Bay SC	Junior	F	(60.0)	52.0	45.0	55.0	56.0	(57.0)	48.0	52.0	425.0	308.0
120°	Yellow	98	 GBR	48909	Grace Buckley	Warsash SC	Junior	F	50.0	(54.0)	48.0	54.0	54.0	(55.0)	50.0	54.0	419.0	310.0
121°	Yellow	319	 GBR	47182	Jemima Chappell	Parkstone YC	Junior	F	36.0	60.0	62.0	59.0	44.0	(66.0)	(65.0)	51.0	443.0	312.0
122°	Blue	237	 GBR	46915	Theodore Harle	Parkstone YC	Junior	M	(66.0)	50.0	65.0	55.0	40.0	(66.0)	63.0	43.0	448.0	316.0
123°	Blue	494	 IRL	46714	Ava Mc Carthy	Galway City SC	Junior	F	50.0	43.0	58.0	(65.0)	58.0	58.0	(61.0)	49.0	442.0	316.0
124°	Yellow	656	 GBR	48930	Kiera Cowell	Scaling Dam SC	Junior	F	59.0	52.0	(61.0)	(61.0)	50.0	53.0	52.0	52.0	440.0	318.0
125°	Yellow	451	 IRL	47721	Zoe Rock	Royal Cork YC	Junior	F	52.0	48.0	(62.0)	52.0	52.0	62.0	(64.0)	62.0	454.0	328.0

Rank	Volo	Champ No	Country Code	Sail No	Full name (Sailor)	Club (Sailor)	Event Age Group First Day (Sailor)	Gender (Sailor)	R1	R2	R3	R4	R5	R6	R7	R8	Totale	Netto
126°	Yellow	472	 IRL	47140	Becky Woodroffe	RCYC	Junior	F	42.0	62.0	56.0	(71.0)	53.0	(65.0)	61.0	57.0	467.0	331.0
127°	Blue	430	 IRL	47839	Christopher Plant	Waterford Harbour SC	Junior	M	(74.0 DNC)	65.0	46.0	(67.0)	59.0	56.0	53.0	58.0	478.0	337.0
128°	Yellow	657	 GBR	47600	Ollie Lumb	N/A	Junior	M	59.0	64.0	61.0	(65.0)	(65.0)	57.0	59.0	41.0	471.0	341.0
129°	Yellow	432	 IRL	47609	Sean McNamara	Malahide YC	Junior	M	(74.0 DNS)	62.0	65.0	44.0	53.0	(73.0 DNC)	70.0	59.0	500.0	353.0
130°	Yellow	414	 IRL	48016	Ella O'Neill	Royal Cork YC	Youth	F	55.0	66.0	57.0	(68.0)	57.0	64.0	(67.0)	65.0	499.0	364.0
131°	Blue	515	 GBR	47638	Darcy Burden	Parkstone YC	Junior	F	46.0	63.0	67.0	64.0	63.0	(68.0)	(73.0 DNC)	62.0	506.0	365.0
132°	Yellow	436	 IRL	48449	Cathal McGrath	N/A	Junior	M	62.0	64.0	(70.0)	(72.0)	68.0	54.0	56.0	64.0	510.0	368.0
133°	Blue	223	 GBR	47570	Aurelia McNamara	Chipstead SC	Junior	F	(64.0)	(68.0)	63.0	61.0	57.0	64.0	64.0	61.0	502.0	370.0
134°	Blue	466	 IRL	48017	Robyn Blake	Royal Cork Y C	Junior	F	(67.0)	66.0	60.0	(70.0)	66.0	61.0	58.0	60.0	508.0	371.0
135°	Blue	402	 IRL	45103	Iseult Speirs	Ballyholme YC	Junior	F	(74.0 DNC)	70.0	69.0	44.0	69.0	(73.0 DNC)	67.0	65.0	531.0	384.0
136°	Yellow	803	 MLT	49034	Toby Piasecki	Vikings SC Malta	Junior	M	65.0	65.0	67.0	63.0	(68.0)	59.0	(68.0)	66.0	521.0	385.0
137°	Blue	327	 GBR	46611	Jack Wright	Llandegfedd SC	Junior	M	65.0	(67.0)	64.0	(67.0)	62.0	65.0	65.0	64.0	519.0	385.0
138°	Blue	378	 GBR	45184	Ali Bishop	Parkstone YC	Adult	F	(68.0)	(67.0)	66.0	63.0	66.0	62.0	66.0	63.0	521.0	386.0
139°	Yellow	427	 IRL	46801	Charlotte Cairns	Ballyholme YC	Junior	F	(70.0)	68.0	68.0	48.0	67.0	(73.0 DNC)	69.0	68.0	531.0	388.0
140°	Yellow	161	 GBR	47023	Arthur Quinn	Notts County SC	Junior	M	63.0	(72.0)	66.0	71.0	70.0	(73.0 DNC)	62.0	61.0	538.0	393.0
141°	Blue	476	 IRL	43991	Sam Kelleher	RCYC	Junior	M	69.0	69.0	(74.0 DNC)	(70.0)	70.0	67.0	68.0	66.0	553.0	409.0
142°	Yellow	889	 GBR	49000	Billy Reddish	N/A	Junior	M	67.0	69.0	71.0	69.0	(73.0 DNC)	(73.0 DNC)	73.0 DNC	73.0 DNC	568.0	422.0
143°	Yellow	382	 GBR	24333	Toby Richardson	Chipstead SC	Junior	M	(74.0 DNC)	70.0	(74.0 DNC)	68.0	67.0	73.0 DNC	73.0 DNC	73.0 DNC	572.0	424.0
144°	Blue	418	 IRL	47951	Sami Flannery	LDYC/RCYC	Junior	M	68.0	71.0	72.0	72.0	69.0	(73.0 DNC)	(73.0 DNC)	73.0 DNC	571.0	425.0