


CHILDREN'S LIFEJACKETS

Making the **right choice** and being confident on the water



Finding a lifejacket for your child is not difficult but it is important to know how to choose the right jacket and what features you should look out for.

These days, there is a wide choice of designs for infants starting as young as just a few months old and here we list a few of **our top tips**, to help you make the right choice, giving you absolute confidence in your child's safety on the water.

Paying attention to comfort, fit, colour and style will make your child love wearing their lifejacket.

When we talk of children's lifejackets, we are generally talking about the age of 2 months - 6 years, regardless of whether your child can swim a few strokes or not. We must always assume that they can give no assistance in the water and therefore the lifejacket must totally support them and keep their airways clear. For this purpose, you need to choose a jacket that is an **approved and classified lifejacket and not a buoyancy aid**.

1 Choose an approved lifejacket

Approved lifejackets have 100N of buoyancy, will be in a day-glo colour and have that all-important flotation collar which is critical to holding your child's head out of the water and keeping their airways clear. Lifejackets should be approved to ISO Standard 12402-4 and you should **look for this stamp of approval on the lifejacket's label**. Approved lifejackets will always have a crotch strap, reflective patches and a whistle and, more importantly, approved lifejackets are designed and tested to turn the victim on their back as quickly as possible, even in an unconscious state.

2 Select the correct size

Children's lifejackets are generally sized 3 - 12kg, 3 - 15kg and 15 - 30kg. The temptation is often to buy a lifejacket a size up, so your child can grow into it. We often hear clients say *"we will only use it for a few weeks this year, so let's get a jacket that will cover next year a well"*. This is a huge mistake! **You should always select the correct size for your child at the time**. Children's heads are proportionately heavier than those of adults and a diaper, if worn, will have a buoyant effect which means that a young person is not as certain to float in the head up position as an adult. Therefore a correctly sized jacket is essential.

3 Get the right fit

Lifejackets have zips, belts, crotch straps and ties, which all combine to hold your child securely in place and specifically stop the child from slipping out or hanging low in the jacket. Taking care to get a good fit not only ensures that the lifejacket works as it should, but also makes it comfortable and easy to wear.

4 Go with a proven brand & design

There are a lot of lifejackets on the market but some manufacturers do it a whole lot better and have designed their lifejackets with **innovation and features that exceed the expected criteria**.

The safest lifejacket for your child is the lifejacket that will be worn.

- Baltic



Innovative features we really like in children's lifejackets

Do you need a harness & safety line?



Beaver tail under-leg strap

The under-leg strap is a very important feature to ensure the perfect fit and to prevent your child slipping down or floating low in a lifejacket. Baltic's beaver tail design spreads the loads for security and comfort and ensures the child is held high in the jacket.



Large collars

The large collars in Baltic Supersoft lifejacket are excellent and particularly suitable for the very smallest of infants (pre-crawling). This very positive buoyancy around the head helps keep the head and airways clear above water.



Lifting strap at rear

Perfect for grabbing your child safely by hand or boat hook.




Designed positioning of buoyancy

Correctly placed buoyancy is required to speedily turn the victim on its back. The earlier the child is turned on the back, the sooner the airways are held clear of the water. Baltic's 15 - 30kg lifejackets (for the larger child) have purposefully positioned extra buoyancy on the one side of the jacket to positively increase the rotational force in turning the body and complete the turning action in the quickest possible time.


Most people do not require a harness, but if you are doing some serious passage making, have a particularly large vessel or have a very active child, an integrated harness is an excellent idea. Even if you don't use it, the option is there if required.

Take a look at the Baltic 1256 - a 100N lifejacket with all Baltic's excellent features plus a built-in harness with a safety line connection point at the front and at the rear. The rear connection will prevent your child from disconnecting when you are not looking.

An important point to mention when talking about children and safety lines is to always choose an anchor point along the centre line of the vessel and when passage making, always ensure the length of the safety line does not allow the child to go overboard. Should a safety line be too long, in this situation the child could be held upside down and dragged under water.



**We can
recommend
this selection
of children's
lifejackets**



**Children 3-12kg
pre-crawling**

Baltic Bambi Supersoft

Suited for the smallest babies particularly at the pre-crawling stage, but remains a fantastic option through the crawling and walking phases until the child becomes more active when the jacket becomes a little restrictive for easy movement. The design is all about superior flotation and protection.



**Children 3-15kg
Toddler & Infants**

Baltic 1251

This jacket will also suit small babies but as your child starts to walk and run this jacket will give much more freedom of movement.



**Children 15-30kg
Small Child**

Baltic 1240 - 15-30kg

Perfect for the active child. Wearing this lifejacket will give you the confidence that your child is completely safe even if unattended.



**Children 15-30kg
Small Child**

*Coastal & offshore sailing
using a harness*

**Baltic 1256 with built-in
harness**

Requires a safety line to complete – we like the option of front or rear attachment point.

**Doing some
more serious
coastal & offshore
sailing?**

Then consider a 150N
lifejacket for extra
buoyancy.



**Children 15-30kg
Small/Med Child**

*Coastal & offshore
sailing using a
harness - extra
buoyancy 150N*

Crewsaver Supersafe 150N

15-30kg and 30-40kg

Make it fun too!

Your child needs to love this lifejacket, so choose one with a fun design or in a favourite colour.



Knowing your child is secure, frees you to concentrate on the rescue.

